
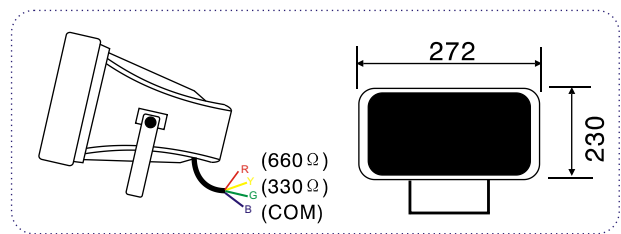
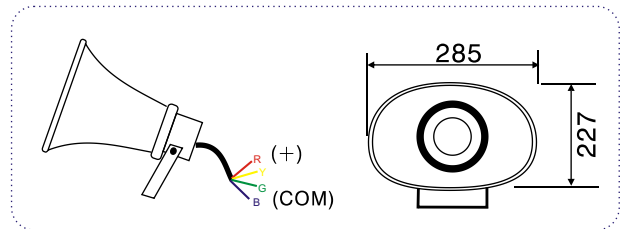


**Wall Speakers**



MODE	CW-101	VCS-03	CW - 106W	CW - 106B	CW - 108H	CW-103	CW-109
RATED POWER	3W/5W/10w	1.5W/3W	6W/10W	6W/10W	3W/6W/10W	5W/10w	10/15W
LINE VOLTAGE	100V	100V	70V~100V	70V~100V	70V~100V	100V	70~100V
SENSITIVITY(1w,1n)	97±3dB	85dB	92dB	92dB	92dB	97±3dB	88dB
FREQ. RESP.	80Hz-13KHz	75Hz-15KHz	60Hz-13KHz	60Hz-13KHz	80Hz-18KHz	110Hz-13KHz	150Hz-13KHz
DIMENSIONS(HxWxL)	290x275x110mm	125x120x40mm	240 x180 x 110mm	240 x180 x 110mm	182 x 273 x 116mm	260x175x130mm	260x180x130mm

**Horn Speakers**



MODE	HS-15Q	HS-30Q	HS-68Q	HS-69Q
RATED POWER	15W	30W	30W	15W/30W
LINE VOLTAGE	70~100V	70~100V	70~100V	70~100V
SENSITIVITY(1w,1n)	106±2dB	106±2dB	112±2dB	113(±2) dB
FREQ. RESP.	300Hz-6KHz	250Hz-8KHz	250Hz-10KHz	120~15000Hz
DIMENSIONS(HxWxL)	202 x 120mm	279 x168mm	285 x227mm	366x230x272mm

**NOTE :** The Company's policy is continuous improvement of its products.  
We therefore reserve the right of any deviation from illustration or specification without notice.